
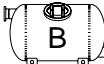
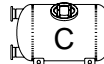


Stark S Series Filtration Systems

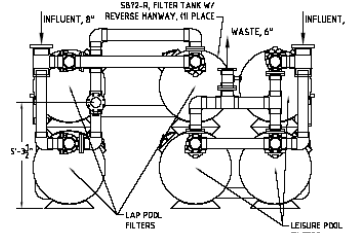

Styles:   

Vessel Features:

- Solid composite construction - does not employ a bladder.
- Entire vessel including domes is wound on a computer controlled, multi-axis machine.
- Design does not rely on Adhesive Joints which can be sensitive to temperature variation and application error.
- Vessels feature proprietary PARACOTE® All-Weather Exterior Coating with UV Inhibitors.
- Vessels can be stacked to maximize floor space. Designed for Seismic Zone 4 loading without additional supports or braces.
- Vessel can be manufactured with access Manway on either side of the vessel – 'Standard' or 'Reversed'.
- 15 year vessel warranty - Non-Prorated for the first three years.
- Automatic and manual air relief systems.
- Laterals are injection-molded with reverse 'V' slots.
- Schedule 80 PVC internal manifolds.

System Features:

- 6" Backwash Valves (on most models) include a **transparent ABS valve housing and cover** to readily display valve positioning and provide convenient maintenance inspections.
- Diaphragm-type Priority Valve on 2-Tank Systems.
- Optional 24 VAC Re-Programmable Automatic Backwash Controller includes flow meter and temperature probe for real-time display.
- Optional Backwash Controller Interface provides convenient interface with multi-purpose controllers (e.g. Chemtrol®, Acu-Trol™) and PLC's.
- Optional Para-Pump Pressure Booster System provides consistent valve-actuation where city-water pressure is unreliable.



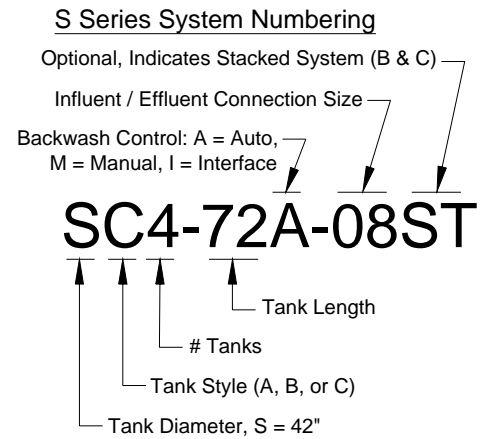
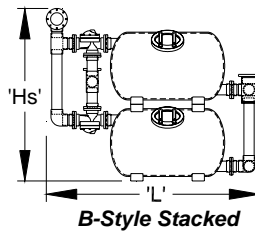
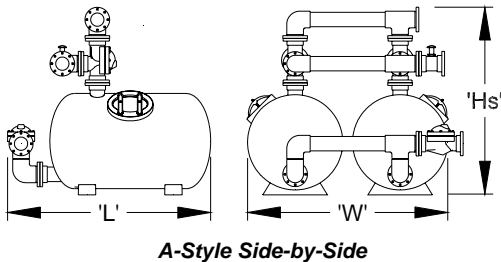
Custom Face-Piping Kits Available
for your Application.



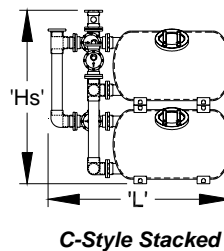
Semi-Automatic Single-Knob
Backwash Control is Standard

Capacity Information (Independent of Style / Configuration)										Dimensions - Side-by-Side			
# Tanks	General System Number	Tank Size	Filtration Area (Sq. Ft.)	Flow (GPM)		Backwash Valve Size/Type	Total Media (cu ft)	Operating Weight (lbs.)	Shipping Weight (lbs.)	Descriptive System Number	Single-Tank and Side-by-Side Systems		
				12 gpm/sf	15 gpm/sf						'W'	'L'	'Hs'
1	S1-48	42" x 48"	13.5	162	203	4" Gray	16.5	5,280	870	*SC1-48-04	44"	82"	47"
	S1-72	42" x 72"	20.0	240	300	6" Clear	26.0	7,920	1,110	*SA1-72-06	44"	107"	67"
	S1-96	42" x 96"	27.0	324	405	6" Clear	36.0	10,560	1,350	*SA1-96-06	44"	122"	67"
	S1-120	42" x 120"	35.0	420	525	6" Clear	45.5	13,200	1,590	SA1-120-06	44"	146"	67"
	S1-144	42" x 144"	41.0	492	615	6" Clear	55.5	15,840	1,830	SA1-144-06	44"	170"	67"
2	S2-48	42" x 48"	27.0	324	405	4" Gray	33.0	10,560	1,740	*SC2-48-06	96"	80"	56"
	S2-72	42" x 72"	40.0	480	600	6" Clear	52.0	15,840	2,220	*SA2-72-06	99"	92"	86"
	S2-96	42" x 96"	54.0	648	810	6" Clear	72.0	21,120	2,700	*SA2-96-06	99"	116"	86"
	S2-120	42" x 120"	70.0	840	1050	6" Clear	91.0	26,400	3,180	SA2-120-08	110"	144"	91"
	S2-144	42" x 144"	82.0	984	1230	6" Clear	111.0	31,680	3,660	SA2-144-08	110"	168"	91"
3	S3-48	42" x 48"	40.5	486	608	4" Gray	49.5	15,840	2,610	*SC3-48-06	152"	80"	56"
	S3-72	42" x 72"	60.0	720	900	6" Clear	78.0	23,760	3,330	*SA3-72-08	152"	94"	91"
	S3-96	42" x 96"	81.0	984	1215	6" Clear	108.0	31,680	4,050	*SA3-96-08	152"	117"	91"
	S3-120	42" x 120"	105.0	1260	1575	6" Clear	136.5	39,600	4,770	SA3-120-10	152"	138"	96"
	S3-144	42" x 144"	123.0	1476	1845	6" Clear	166.5	47,520	5,490	SA3-144-10	152"	162"	96"
4	S4-48	42" x 48"	54.0	648	810	4" Gray	66.0	21,120	3,480	*SC4-48-06	200"	80"	56"
	S4-72	42" x 72"	80.0	960	1200	6" Clear	104.0	31,680	4,440	*SA4-72-08	200"	94"	91"
	S4-96	42" x 96"	108.0	1296	1620	6" Clear	144.0	42,240	5,400	*SA4-96-10	200"	118"	96"
	S4-120	42" x 120"	140.0	1680	2100	6" Clear	182.0	52,800	6,360	SA4-120-10	200"	142"	96"
	S4-144	42" x 144"	164.0	1968	2460	6" Clear	222.0	63,360	7,320	SA4-144-12	200"	168"	100"

*For systems with an asterisk, SS Series systems may be used with a smaller footprint.



Dimensions - Stacked Systems						
Style	# Tanks	Descriptive System Number	Filtration Area (Sq. Ft.)	'W'	'L'	'Hs'
Stacked Systems - B-Style	2	SB2-48-06ST	27.0	44"	98"	107"
		SB2-72-06ST	40.0	44"	135"	109"
		SB2-96-06ST	54.0	44"	159"	109"
		SB2-120-08ST	70.0	44"	191"	109"
		SB2-144-08ST	82.0	44"	215"	109"
Stacked Systems - C-Style	2	SB4-48-06ST	54.0	92"	99"	108"
		SB4-72-08ST	80.0	92"	140"	111"
		SB4-96-10ST	108.0	100"	166"	119"
		SB4-120-10ST	140.0	100"	190"	119"
		SB4-144-12ST	164.0	104"	217"	122"
Stacked Systems - C-Style	2	SC2-48-06ST	27.0	50"	80"	107"
		SC2-72-06ST	40.0	50"	114"	109"
		SC2-96-06ST	54.0	50"	138"	109"
		SC2-120-08ST	70.0	53"	165"	109"
		SC2-144-08ST	82.0	53"	189"	109"
	4	SC4-48-06ST	54.0	92"	88"	108"
		SC4-72-08ST	80.0	92"	122"	111"
		SC4-96-10ST	108.0	100"	146"	119"
		SC4-120-10ST	140.0	100"	169"	119"
		SC4-144-12ST	164.0	104"	193"	122"



Notes:

- Standard header sizing shown is based on 10 fps max. at 15 gpm per sq. ft.
- For more dimensional detail, consult the appropriate Cut Sheet in our Design Manual.
- For special requirements including non-standard header sizes / locations and systems consisting of more vessels than shown, please contact our Applications Engineering.
- S-48 Vessels are not available in A Style. Dimensions above represent C Style.



PARAGON AQUATICS
Pentair Water

(845) 452-5500
Fax: (845) 452-5426
www.paragonaquatics.com